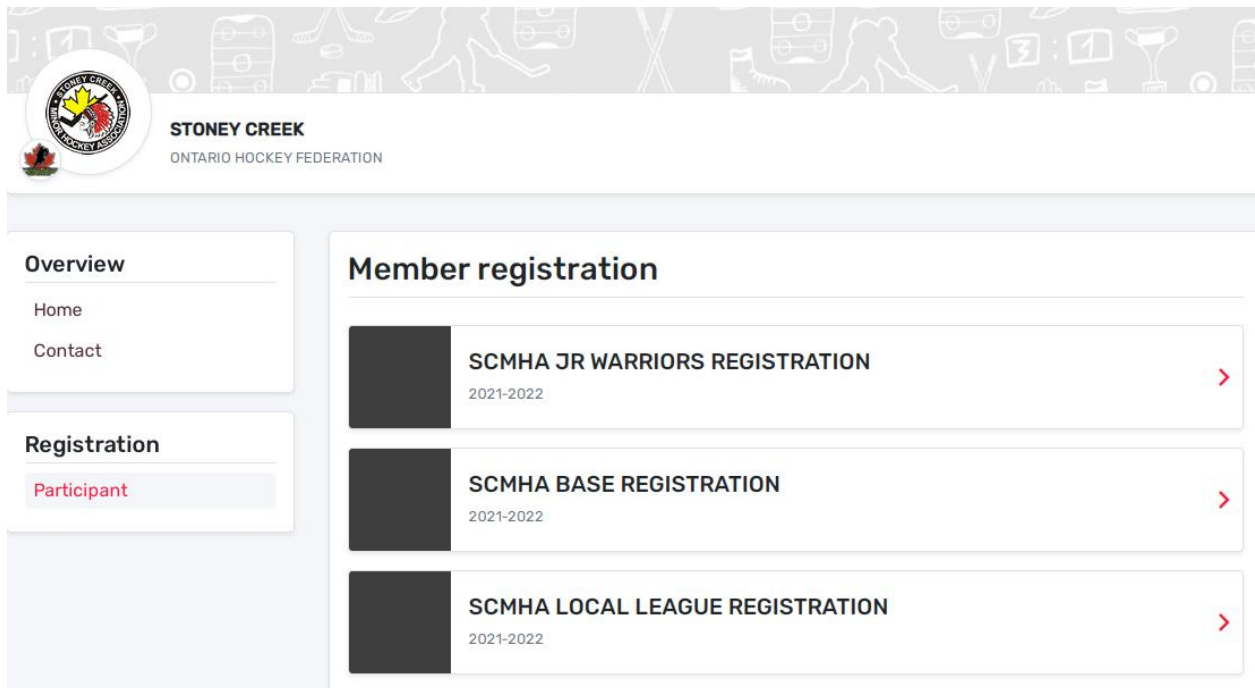


Creating a New Account in the Hockey Canada Registry (HCR)

Step 1: Go to Hockey Canada Registration site:

<https://page.hockeycanada.ca/page/hc/ohf/ontario-minor-hockey-association/region-2-e-stoney-creek/participant>

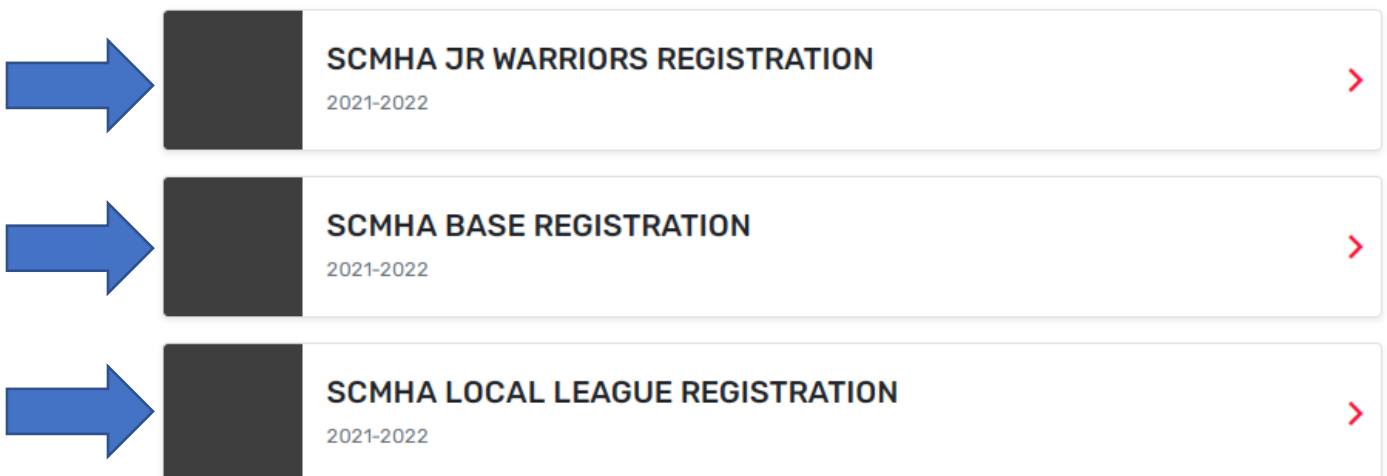
Please make sure the page looks like this, if it does not then you're on the wrong site:



The screenshot shows the website header for Stoney Creek Ontario Hockey Federation. Below the header, there is a navigation menu with 'Overview' and 'Registration' sections. Under 'Registration', 'Participant' is selected. The main content area is titled 'Member registration' and lists three options: 'SCMHA JR WARRIORS REGISTRATION', 'SCMHA BASE REGISTRATION', and 'SCMHA LOCAL LEAGUE REGISTRATION', each with a red arrow pointing right.

Step 2: Select the league your registering for

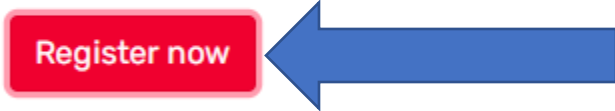
Member registration



The screenshot shows the 'Member registration' section with three options. Blue arrows point to the left of each option, indicating selection. The options are: 'SCMHA JR WARRIORS REGISTRATION', 'SCMHA BASE REGISTRATION', and 'SCMHA LOCAL LEAGUE REGISTRATION', each with a red arrow pointing right.

Step 3: Click Register Now, this will open the HCR login page

SCMHA BASE REGISTRATION



Registration

Step 4: You will now be creating your new HCR account so please click on the link: Don't have an account? Sign-up



Step 5: Enter your email and click the Next

[← Back to login](#)



Hockey Canada Registry

Sign up


Email
daddy.hockey@yahoo.ca

Next →


Powered by *spordle* My Account

Already have an account? [Sign in](#)

Step 6: Enter your information and when complete Click Sign-Up



[← Back to login](#)



Hockey Canada Registry

Sign up

Email address
president@lincolminorhockey.com

First name

Last name

Password

Confirm password

English

Sign up →

Powered by *spordle* My Account

Already have an account? [Sign in](#)

Step 7: Verify your email address

- HCR will verify your email address by emailing you a verification code to the email address you provided
- Enter the code and click Verify

[← Back to login](#)



Please enter the verification code sent

daddy.hockey@yahoo.ca

Verify

You did not receive an email? [Send Email](#)

Step 8: You will then be re-directed to login

Step 9:

Now you can begin to register as an existing participant, click 'Register an existing participant' then click Start Registration and continue following the instructions

A screenshot of a web form titled "Register a participant" with a close button (X) in the top right corner. The form contains two main options: "Register an existing participant" (with a plus icon) and "Register a new participant" (with a checkmark icon). Below these options is a blue button labeled "Start Registration" with a right-pointing arrow. Two blue arrows are overlaid on the image: one points to the "Register an existing participant" option, and the other points to the "Start Registration" button.

IMPORTANT NOTE:

Please Note to make sure you review our order at the end of this registration process as you will be shown a summary of your order, if there are any mistakes use the previous buttons to go back to fix them.

HCR will only accept credit card payments however there is a manual e-transfer check box that you can select for payments once you're finished your order you will receive an invoice and you can send your e-transfer payment to registration@scmha.ca, no password required... once received the registrar will update your child's account with payment received.

Here are some helpful video tutorials to help you with registration:

Registration for an existing SCMHA participant:

<https://www.youtube.com/watch?v=b1FkCsrLni0>

Registration for multiple Existing SCMHA participants:

<https://www.youtube.com/watch?v=jnifl26huQs>